


## Biofertilisers

In the last years, organic amendments, active natural metabolites or beneficial microbes are discussed as environmentally friendly strategies to reach the goal of a more sustainable crop production. The use of microbial-based inoculants and the exploitation of beneficial interactions with plants has gained increasing interest worldwide. Beneficial microbes can enhance plant growth by increasing their tolerance to adverse soil and environmental conditions or by improving the plants' resource utilisation efficiency. However, developing specific microbial-based inoculants or so called biofertilisers with beneficial effects that are also suitable for agricultural applications under different environmental conditions is challenging. Currently, some commercially available biofertilisers are of low quality or are difficult to apply. This results in a loss of confidence from farmers. However, the quality improvement of microbial-based formulations and the advancements in the understanding of biological mechanisms have continuously helped enhance the efficiency at field level. This fact sheet summarises the latest research findings.



## Agriculture and the role of soil microorganisms

The Green Revolution of the 20th century allowed the high increase in global food production. Two main developments characterised it: chemical inputs (such as pesticides, herbicides and chemical fertilisers); and improving crop plants through targeted breeding and genetic manipulations. However, advantages achieved through chemical fertilisation have high environmental costs. In the last few years, there has been a rising demand to reduce the use of chemical products and to develop more sustainable agri-food systems both for environmental and human health. A promising approach to achieve this goal is based on natural inputs with reduced environmental impact, such

as the utilisation of microbial-based inoculants and manipulations of the microbial community structure<sup>[1]</sup>.

Soil microorganisms are the most abundant organisms on the Earth; there are more microbes in one teaspoon of soil than there are people on Earth. At an area of one square meter to a depth of 15 cm, there can be up to 500 g of bacteria, 500 g of actinomycetes and 1.5 kg of fungi depending on the type of ecosystem<sup>1</sup>. Some of these are essential for decomposing organic matter and recycling of nutrients, while others form relationships with plant roots and provide important nutrients<sup>[2]</sup>. Their potential was recognised, leading to their


<sup>1</sup><https://ohioline.osu.edu/factsheet/SAG-16>

commercialisation. Intensive farming reduces the abundance and activity of soil microbes, but the application of microbial-based inocula might help to restore microbial populations<sup>[3]</sup>. The use of microbial inoculants has a long history, beginning with broad-scale rhizobial inoculation of legumes for nitrogen (N) fixation in the early 20th century. Recently, strains of *Bacillus*, *Pseudomonas*,

*Glomus*, *Azotobacter*, *Trichoderma* and others have been commercialised due to their abilities to enhance plant production and have been extensively studied and described<sup>[1,4]</sup>. Within the last decade, the global biofertiliser market size has steadily increased. In 2019, it was valued at USD 1.0 billion and is anticipated to achieve a compound annual growth rate of 12.8 % from 2020 to 2027<sup>2</sup>.

## What are biofertilisers?

Microbial inoculants, also known as «soil inoculants» or «bioinoculants» are agricultural amendments containing beneficial rhizospheric or endophytic microbes that promote plant performance. Considering their function, different kinds of microbial inoculants exist. Here we will exclusively focus on biofertilisers.



*Kosakonia pseudosacchari*, an associative N fixer, colonising tobacco roots.

Biofertilisers are products that contain living or inactive cells of efficient bacteria, fungi or algae alone or in combination. The microbial components are able to colonise the rhizosphere or the interior of the plants. They promote the growth of plants, by improving the acquisition of primary nutrients. Biofertilisers can be applied to soils, seeds and plant surfaces.

## Types of biofertilisers and modes of action

### Nitrogen fixers

Some bacterial strains and algae are able to fix atmospheric N into plant-available forms like ammonia and nitrate. This process is known as Biological Nitrogen Fixation (BNF)<sup>[5]</sup>.

This mechanism allows the utilisation of some microorganisms as biofertilisers, which may act as a substitute for mineral N fertilisers. This might help to maintain soil N reserves<sup>[6]</sup>. Nitrogen fixers can be divided into three groups: free-living and associative bacteria like *Azobacter* and *Azospirillum* and symbiotic bacteria like *Rhizobium*, *Frankia* and *Azolla*. In (sub-) tropical, but less so in temperate climates, the non-symbiotic N-fixers contribute to the N uptake of plants.

**Azotobacter:** They are free-living and associative N fixing bacteria. Besides BNF, *Azotobacter* strains provide many other beneficial effects that stimulate plant growth and improve plant nutrient uptake, leading to increased growth, yield and quality<sup>[7,8]</sup>.

**Azospirillum:** Among the associative N fixing bacteria they are one of the earliest discovered and the most well characterised. The plant growth promoting effects exerted by *Azospirillum* have been attributed to several mechanisms including disease resistance and drought tolerance, but especially to BNF<sup>[9]</sup>.

<sup>2</sup><https://www.grandviewresearch.com/industry-analysis/biofertilizers-industry>



**Rhizobia:** They are symbiotic N fixing bacteria that induce the formation of nodules with their legume (see picture on the right). The symbiosis contributes to the significant share of N in the biosphere<sup>[10]</sup>. This interaction is interesting, considering that legumes are among the world's most important crops and fodder plants.

**Other N fixers:** *Frankia* is well described for its ability to form N fixing root nodule symbioses with specific host plants<sup>[11]</sup>. *Azolla* is usually called mosquito fern, duckweed fern, fairy moss or water fern, and is a small free-floating aquatic fern<sup>[12]</sup>. Biofertiliser containing *Azolla* significantly increases the N level in paddy soils. Finally, *Cyanobacteria* can be both free-living and symbionts with lichens, ferns and cycads. Their contribution in total BNF is high, but they are only capable of fixing atmospheric N under N limited conditions<sup>[13]</sup>.


### Phosphorus solubilisers

Phosphorus (P) is an essential macronutrient in soil, that is necessary for plant growth and development. It is involved in various fundamental biological functions, but its availability is limited. Thus, P fertilisers have become the second most applied agrochemical in the world following N fertilisers<sup>[14]</sup>. In soils, P solubilisation is mainly conducted by P solubilising bacteria (PSB) and to a smaller extent by P solubilising fungi (PSF)<sup>[15]</sup>. It is assumed that 20–25 % of plants' P requirement is fulfilled by bacteria and fungi. Well studied bacteria in soils are *Pseudomonas putida* and *Bacillus megaterium* while the most known fungal genera



Nodulated soy bean roots

are *Aspergillus*, *Penicillium* and *Trichoderma*. Some actinomycetes are also known for P solubilisation activity, and they are gaining popularity due to their ability to survive in extreme environments<sup>[16]</sup>.



*Trichoderma asperelum* on agar plate

### Potassium and zinc solubilisers

Potassium (K) is an essential macronutrient for plant development. Naturally, soils contain large amounts of K, but only 1 to 2 % of it is available for plant uptake<sup>[17]</sup>. Bacteria, fungi and actinomycetes can solubilise K in soil, achieved through different chemical reactions<sup>[16,18]</sup>.

*Bacillus licheniformis*, *Pseudomonas azotoformans* and *Enterobacter hormoechei* are among the most effective K solubilisers, as inoculation studies on rice and cucumber have shown<sup>[19,20,21]</sup>.

Zinc (Zn) can be solubilised by different microbial species like *Bacillus subtilis*, *Thiobacillus thiooxidans* and *Saccharomyces sp.*<sup>[22]</sup>. These microorganisms can be applied as biofertilisers to increase Zn availability for plants.

### Arbuscular mycorrhizal fungi


Arbuscular mycorrhizal fungi (AMF) are obligate symbionts, belonging to the phylum *Glomeromycota*, and form symbiotic associations with the roots of about 80 % of all land plants, including most agricultural crops<sup>[23]</sup>.

They represent a fundamental link between plants and soil mineral nutrients as they have been shown to increase the uptake of particularly P and Zn, but have also been shown to contribute to N, K, Magnesium, Calcium and Sulfur acquisition<sup>[24,25]</sup>. In addition, AMFs provide other kinds of benefits to plants, such as an improvement in drought and salinity tolerance and disease resistance<sup>[24]</sup>. Thus, in the last years, they have received growing interest for use as biofertilisers in agriculture, horticulture, afforestation and reclamation of deserts<sup>[25]</sup>.

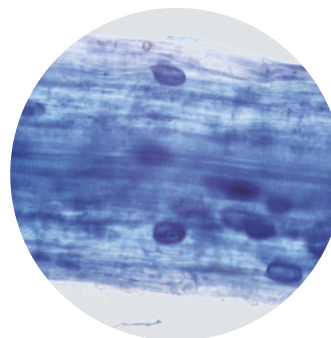
### Other mycorrhizae

In general, mycorrhiza is the symbiotic association between a fungus and a plant root. Many tree species in worldwide forests depend on *ectomycorrhiza* (ECM). The fungi that form ECM associations taxonomically belong to *basidiomycetes* and to a lesser extent, *ascomycetes*<sup>[26]</sup>. These fungi improve the nutrition of trees by mobilising nutrients from organic compounds. At the same time, they also contribute to the carbon supply of soils and are thus responsible for carbon flows within forests<sup>[26]</sup>. *Ericoid mycorrhiza* is an association among plants of the order *Ericales* and soil fungi<sup>[27]</sup>, while *orchid mycorrhiza* are formed between plants of the family *Orchidaceae* and soil fungi<sup>[28]</sup>. The latter is decisive during germination for the delivery of carbon to the seedling<sup>[29]</sup>.

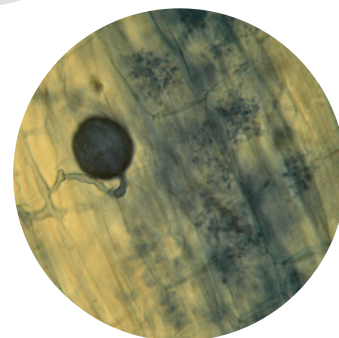
Spores of different AMF species extracted from an agricultural soil.



AMF colonising the roots of sorghum.



AMF colonising maize roots by hyphae, arbuscules and vesicles.



### Microbial consortia

Combinations of microbial strains such as rhizobacteria and fungi, present a good strategy to develop biofertiliser products for sustainable agriculture<sup>[30]</sup>. Besides their potential multifunctionality due to the complementarity of their traits, it has been suggested that products containing consortia might better survive in various environments compared to single strain biofertilisers. This is due to their mutual stimulation via communication and differentiation<sup>[31]</sup>. Also, they were observed to efficiently enhance plant growth and performance under abiotic stresses (extreme temperature, pH, salinity, drought, heavy metal and pesticide pollution)<sup>[30,32]</sup>. Well-known products in this category are effective microorganisms (EM), which represent a big market. However, some studies revealed that the observed effects of EM were not due to the living microorganisms themselves. But that the nutrients in the substrate that contains the microorganisms promote plant growth<sup>[33,34,35]</sup>.





Leek growing in the absence (control) and presence of low (Dosage 1) and high (Dosage 2) dosages of a microbial consortia in a phosphorus deficient soil.

## Areas of application

### Use in horticulture

Biofertilisers are widely applied in horticulture<sup>[36,37,38]</sup> for the following reasons:

- the production of high value and high yielding crops
- the use of growth substrates lacking native microorganisms
- the controlled environmental conditions (unlike the open field)
- simplified modes of application via irrigation<sup>[36]</sup>
- the high specialisation of crops and the use of intensive cultivation practices in horticulture causing losses of soil fertility.

In these contexts, biofertilisers may contribute to plant growth and replenish microbial populations in soil<sup>[36]</sup>. Biofertilisers used alone or in combination with other inputs are usually applied in different horticultural fields including vegetable production, floriculture, arboriculture and hobby gardening<sup>[37,38]</sup>.

Applications of biofertilisers containing *Azotobacter* alone or in combination with *Glomus* strains in apples and bananas increased plant growth and fruit quality<sup>[38,39]</sup>. In collaboration with partners, FiBL showed the growth-promoting effect of native and commercial AMF in date palms and naranjilla when inoculated under nursery conditions<sup>[40,41,42]</sup>. Also in floriculture, the combined application of biofertilisers and natural or chemical inputs increased crop productivity and product quality<sup>[43]</sup>. Combined application of farmyard manure and P solubilising bacteria significantly improved yield and nutrition in marigold leaf<sup>[44]</sup> and inoculation of *Azotobacter* increased growth of tulips<sup>[45]</sup>.

### Use in arable farming

Biofertilisers use is not limited to horticulture and is becoming increasingly important in arable

farming. Rhizobial inoculants already have a long tradition in the cultivation of legumes. Because of rhizobia's host specificity, crop and environment-specific inoculants are of major importance in the cultivation of non-local legumes such as soybean, or in soils with a low population of effective rhizobia<sup>[46]</sup>. The picture on page 6 showing successful applications of rhizobia products in a field trial with lupins performed by FiBL in collaboration with partners. Other FiBL trials revealed that the choice of effective commercial inoculants is prerequisite for stable yields and protein contents in soybean cultivation<sup>[47]</sup>. Furthermore, biofertilisers are gaining importance in other arable crops. Inoculation of *Azospirillum* in combination with other microbial strains showed positive results in different crops: with *Pseudomonas*, it increased the grain yield of maize and cotton plants<sup>[48]</sup>; with *Azotobacter* the yields of pearl millet, sorghum wheat and rice<sup>[49]</sup>; and with *Arthrobacter* and a P solubilising bacteria strain the grain yield of barley<sup>[50]</sup>. Studies performed in a collaborative ISCB project, by FiBL with partners in Switzerland and India, revealed that inoculation of AMF and rhizobacteria:

- help reduce the mineral fertiliser needs of pigeon pea and finger millet by 50% while maintaining the same yield as with full mineral fertilisation<sup>[51]</sup>.
- increase crop yield, mineral nutrition and P use efficiency and, at the same time, improve soil quality<sup>[52]</sup>.
- is more effective at sites with low inherent soil fertility and when applied as consortia of mycorrhiza and rhizobacteria strains.

### Use for restoration

Another area, which greatly benefits from the application of biofertilisers, in particular AMF, is ecosystem restoration<sup>[53]</sup>. Human activities such as clear-cutting and mining, but also natural factors



Lupines inoculated (left) or not inoculated (right) with the product HiStick.

such as fires or geomorphic processes, may affect the stability of natural ecosystems. This might lead to the degradation of the soil and strongly limit the spontaneous recovery of the vegetation. The successful application of AMF has been demonstrated in several studies such as revegetation of Mediterranean soils affected by desertification<sup>[54]</sup> and restoration of mining-impacted soils<sup>[55]</sup>.

## Effectiveness of biofertilisers


Scientific communities across the globe have extensively studied the effectivity of biofertilisers on many different crops in all kinds of ecosystems. This results in a large number of publications summarising the benefits of different biofertiliser

types such as AMF, P solubilisers and N fixers. In contrast, when applied in practice by farmers, effects often do not occur. The reasons for this lack of growth improvement are manifold and mostly result from an incompatible combination of environmental factors especially soil conditions, biofertiliser type and crop/genotype<sup>[56]</sup>. So far, specific recommendations for the use of certain products can hardly be made with few exceptions concerning the use of brady-/rhizobia products for cultivation of non-regional legumes.

However, a recent global analysis revealed some overall patterns to predict biofertiliser effectivity in relation to local soil conditions, climatic conditions, crop type and biofertiliser type<sup>[56]</sup>. The study highlighted that the effectivity of biofertilisers strongly depends on the soil conditions and that the conditions triggering best performance differ depending on the type of biofertilisers applied:

- AMF perform best under low organic carbon and at low plant-available soil P levels (10–25 kg P/ha)
- P solubilisers also perform better under low organic carbon contents but slightly higher plant-available soil P levels (25–35 kg P/ha).
- N fixers perform best under increasing soil organic carbon contents and plant-available P soil levels of more than 45 kg P/ha.

Besides soil conditions, crop type also affects biofertiliser effectivity. Legumes and vegetables are more responsive to inoculation than root crops and cereals, which might result from their increased needs for nutrients.



Tomatoes growing in the presence of biofertiliser products containing *Penicillium*, *Pseudomonas* or *Bacillus* or without biofertilisers (control).



Another factor driving biofertiliser effectivity is the climate. Biofertilisers were shown to be more effective in dry regions, followed by tropical and continental climates. The main reason is the lower soil fertility with low soil organic matter, N and P contents typically observed in dry regions. **Low soil fertility also means a lower abundance and activity of native soil microbes, which consequently makes the application of microbial inoculants more effective.** In addition, crops growing in dry climates are more prone to stress including heat, drought and salinity. Microbes can produce a number of molecules such as plant hormones, enzymes and secondary compounds, which help to reduce stress in plants, thus stabilising their yields.

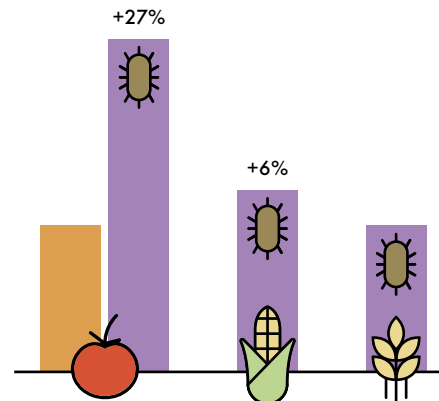
### Effectiveness in temperate climates

In collaboration with twenty European partners, FiBL recently terminated the FP7 project BIOFECTOR<sup>3</sup>, which aimed to reduce mineral fertiliser input in European agriculture through the use of commercially available and newly developed biofertiliser products. About 150 experiments with more than 1100 experimental variants were conducted to elucidate, which biofertilisers are best suited to improve the cultivation of maize, wheat and tomatoes and which are the driving factors determining successful biofertiliser applications.

A comparative study analysing all pot and field experiments revealed that culture/cropping system and fertiliser type are the major factors determining biofertilisers' efficacy. The study has shown that tomatoes grown in greenhouse culture or open field culture with previous greenhouse nursery responded best to inoculation with growth increases of up to 27 %, followed by maize with 6 % and no growth increase in wheat (Figure 1).

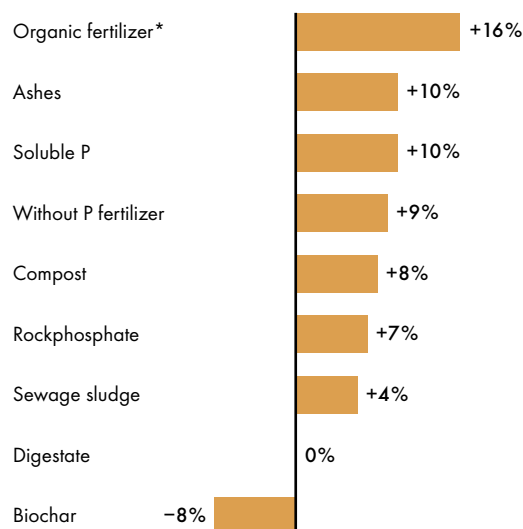
The study further revealed that biofertilisers especially increased growth under low organic matter and soil P levels, which is also in accordance with the results reported before. In addition, P fertiliser types were also shown to affect the efficacy of biofertiliser applications (Figure 2). Biofertilisers combined with manure were most effective at increasing crop growth, followed by ashes, soluble P, compost and rock P. At FiBL, we performed five pot experiments using soil from two locations and six field experiments performed at two locations using maize as the test crop. Under Swiss organic conditions, none of the tested biofertilisers were able to significantly increase the growth of maize.

**Figure 1: Effect of biofertiliser on different crops**



Tomatoes grown in greenhouse and/or subsequent open field culture responded best to inoculation with growth increases of up to 27%, followed by maize with 6 % and no growth increase in wheat

**Figure 2: Effect of biofertiliser in dependence of P fertiliser**



Biofertilisers combined with \* organic fertilisers such as animal manures, meat/feather/bone meal best increased crop growth, followed by ashes, soluble P, compost and rock P.

Especially in the field, no stable results could be observed. All experiments were performed in organically managed soils high in organic matter, which might have caused the lack in growth response.

<sup>3</sup><https://www.biofector.info/index.html>


## Biofertiliser formulations

Laboratory isolation and screening based on plant growth-promoting traits of new microbial strains are the first fundamental steps to develop a new microbial inoculant<sup>[1]</sup>. These phases are followed by *in vitro*, greenhouse and/or field experiments, including a range of crops to evaluate the microbial effectiveness and persistence in the soil<sup>[57]</sup>. This is necessary because even if interesting laboratory evidence is obtained, this does not always result in plant growth promotion under field conditions.

Finally, the microbes must be multiplied and formulated in a product that meets various requirements: a high concentration of vital microbial cells and a shelf-life of at least six months. For this, the choice of an appropriate formulation that best preserves the vitality of the microbes, from their production until their application, is of major importance<sup>[1]</sup>.

### Solid formulations

The carriers used in solid (or carrier-based) formulations can consist of organic, inorganic, or synthetic, low-cost materials and are easy to process and sterilise. They should provide a short-time protective niche for the microbes in the soil, either by physical protection or by providing specific nutrients<sup>[58,59]</sup>. There are two kinds of solid formulations, peat and granule-based formulations. Peat is an inhomogeneous and complex material, which variably affects microbial cell growth and survival during multiplication<sup>[60]</sup>. In addition, toxic compounds might be released during sterilisation processes resulting in a reduction in microbial growth and survival, which might further hamper micro-



Different types of biofertiliser formulations: liquid, freeze-dried powder and carrier-based formulations.

bial efficiency<sup>[58,61]</sup>. Granule-based formulations are made of peat prill, calcite, vermiculite, or silica grains coated or impregnated with the selected microbial strains<sup>[1]</sup>. The application procedures for solid biofertilisers can be easily controlled; in fact, they can be placed near to the seeds to facilitate the microbial interaction with the rhizosphere<sup>[58]</sup>. However, there are some general disadvantages in their use. For instance, their voluminous size results in high costs of transport and storage. The microbial concentrations quickly decrease in solid formulation due to the absence of nutrients or protectors for microbial cells; as a consequence, the rate of application has to be increased to achieve desired results<sup>[1]</sup>. A special and more stable type of solid formulations are **freeze-dried powders**, obtained by direct freeze-drying of target cells together with a substance such as pure glucose or milk powder to protect the cells against freezing damage<sup>[62]</sup>.

**Table 1: Advantages and disadvantages of different biofertiliser formulations**

		Advantages	Disadvantages
<b>Solid biofertilisers</b>	<b>Carrier-based biofertilisers</b>	<ul style="list-style-type: none"> <li>• Cheap</li> <li>• Easy to produce</li> <li>• Less investment</li> </ul>	<ul style="list-style-type: none"> <li>• Low shelf-life</li> <li>• Temperature-sensitive</li> <li>• Contamination prone</li> <li>• Low cell counts</li> </ul>
	<b>Freeze-dried powders</b>	<ul style="list-style-type: none"> <li>• Longer shelf life</li> <li>• High cell counts</li> <li>• Contamination-free (100 % sterile)</li> </ul>	<ul style="list-style-type: none"> <li>• Very high cost</li> <li>• Higher investments for production unit</li> </ul>
<b>Liquid biofertilisers</b>		<ul style="list-style-type: none"> <li>• Longer shelf life</li> <li>• Temperature tolerant</li> <li>• High cell counts</li> <li>• More effective</li> <li>• Contamination-free (100 % sterile)</li> </ul>	<ul style="list-style-type: none"> <li>• High cost</li> <li>• Higher investments for production unit</li> </ul>



### Liquid formulations

Besides the microbial cells, liquid formulations can also contain nutrients, special cell protectants or chemical substances that promote the formation of resting spores or cysts to increase the products' shelf-life and the microbes' stress tolerance<sup>[63]</sup>. Liquid formulations are the solution to many challenges associated with solid formulations. They have a higher **shelf-life** of up to two years compared to the six months for solid formulations, and they are more tolerant to high temperatures of up to 55 °C (Table 1). Liquid formulations also have higher population densities of up to 10<sup>9</sup> colony forming units (cfu) ml<sup>-1</sup> instead of only 10<sup>8</sup> cfu g<sup>-1</sup> found for solid media. In addition, they can be more easily applied using irrigation systems.

### Risks and constraints in biofertiliser production and use

Previous sections described limitations regarding biofertilisers' effectiveness, which depends on environmental factors, antagonism/competition with soil microorganism. Also inappropriate handling, transport and storage could result in a lower performance of biofertiliser products. Further prob-

**Table 2: Problems related to the production and use of biofertilisers and potential solutions**

Problem	Solution
Introduction of invasive microbes <sup>[64]</sup>	Selection of suitable and competitive strains for specific climatic regions, crops and soils <sup>[22]</sup>
Inefficient products <sup>[22]</sup>	
Low quality products (lack of vital cells) <sup>[64]</sup>	Major quality assurance and research by producers
Mutations of microbial cells during multiplication in fermenters <sup>[22]</sup>	
High investment costs <sup>[65]</sup>	Research in the field of alternative growth media such as industrial by-products <sup>[66]</sup>
Poor understanding of the importance of microbes for below-ground processes	Raising farmers' awareness of the benefits of biofertilisers by increased communication through specialised journals

lems related to the production and use of biofertilisers and potential solutions are summarised in Table 2.

## Alternatives: management of native soil microbes

An effective long-term alternative to the use of biofertilisers is the propagation of native microbial populations inhabiting the soil in order to improve soil processes and consequently promote plant growth and performance. Studies performed at FiBL revealed that the implementation of a range of management practices typically found in organic agriculture, promote native microorganisms in soils. Those management practices are crop rotation, reduced tillage, integration of legumes and cover crops in the rotation and the application of organic amendments such as compost. Some of these practices can be easily integrated into any existing farming system in order to increase the size and activity of microbial communities<sup>[66]</sup>. Several studies conducted at FiBL have highlighted the positive effects of compost on soil health and soil fertility caused, among other things, by the microorganisms inhabiting the compost<sup>[67,68]</sup>. Other popular practices such as the use of compost teas provide so far only little scientific evidence of effects

on plants and soil. A study performed in Germany observed that compost tea increased drought stress resistance in maize<sup>[69]</sup>. However, further studies are needed to confirm their beneficial effect.



Application of compost is a good alternative to promote native soil microorganisms.

Grass-clover  
ley in the crop  
rotation



## Applications in organic farming

Microorganisms have traditionally been used in organic farming and there is no objection to their application. In European organic farming, the use of microorganisms is authorised by Art. 3(4) of Regulation (EC) No 889/2008, but not explicitly mentioned in Annex I of that regulation. At the time of writing, a new legislation is in preparation, but the authors expect no changes regarding the use of biofertilisers. The following criteria must be met:

- Microbes must not be genetically modified
- Products need to meet the biosafety rules i.e. application of microorganisms must follow the product recommendations and they need to be harmless for humans, environment, crops and animals.
- Special care must be taken in case of strains imported from overseas. In order to meet these requirements, the identity (species and strain) of the microorganism in the product must be known.

Organic farmers must check these aspects before applying a biofertiliser. In case of doubt, they should consult their certification bodies. In countries where a national input list is available, it provides guidance on acceptable biofertiliser products.

In the EU, the «Common Agricultural Policy» promotes the use of biofertilisers along with organic farming. They consider it as a sustainable agricultural practice and provide up to 30% of their budget as green payment to complying farmers. Due to such favourable regulatory scenarios, for example found in North America and Europe, the biofertiliser market is expected to further expand in the coming years. In any case, the choice of products has to be in line with the EU and national legislation on organic farming, as well as rules on fertilisers and on biosafety.

## What does the future hold?

Several studies successfully showed the potential of biofertilisers in increasing yield and quality of various crops. However, market prices of low value crops usually make biofertiliser application unprofitable. Considering that biofertilisers' effectiveness depends both on plant and environmental factors, products should be carefully selected and applications should accurately follow the producers' instructions. Biofertilisers represent a valuable tool for sustainable farming in dry areas where crops are challenged by abiotic stresses and low soil fertility. Considering that in the future global dryland areas are expected to increase, biofertilisers will become increasingly important. Moreover, biofertilisers can (partially) replace the use of chemical fertilisers, thus reducing the risks associated with soil pollution and human health.

In general, it is recommended that before broad application of any product, a pre-test should be conducted on a smaller area in order to identify effective products and to avoid wasting money.

«Rhizosphere engineering» is becoming increasingly important in agriculture as the sector begins to recognise the importance of microbes for resilient farming systems. This approach proposes the addition of efficient microbial inoculants, selected farming practices and crop genotypes that effectively stimulate functional and beneficial microbial groups in the rhizosphere, which are positively linked to soil fertility<sup>[32,14]</sup>. Currently and in the coming years, research is focused on these aspects and further results, which will help choose the most effective farming practices.

## References

- [1] R. Backer et al.. «Plant Growth-Promoting Rhizobacteria: Context, Mechanisms of Action, and Roadmap to Commercialization of Bio-stimulants for Sustainable Agriculture». *Frontiers in Plant Science*, vol. 9, p. 1473, 2018, doi: doi.org/10.3389/fpls.2018.01473.
- [2] G. J. Desbrosses and J. Stougaard. «Root Nodulation: A Paradigm for How Plant-Microbe Symbiosis Influences Host Developmental Pathways». *Cell Host Microbe*, vol. 10, no. 4, pp. 348–358, 2011, doi: 10.1016/j.chom.2011.09.005.
- [3] E. T. Alori and O. O. Babalola. «Microbial Inoculants for Improving Crop Quality and Human Health in Africa». *Front. Microbiol.*, vol. 9, p. 2213, 2018, doi: 10.3389/fmicb.2018.02213.
- [4] D. Trabelsi and R. Mhamdi. «Microbial Inoculants and Their Impact on Soil Microbial Communities: A Review». *Biomed Res. Int.*, vol. 2013, p. 863240, 2013, doi: 10.1155/2013/863240.
- [5] Peoples M.B., Herridge D.F. and Ladha J.K. «Biological nitrogen fixation: an efficient source of nitrogen for sustainable agricultural production?» *Plant Soil* 174: 3–28, 1995.
- [6] M. B. Peoples and E. T. Craswell. «Biological nitrogen fixation: Investments, expectations and actual contributions to agriculture». *Plant Soil*, vol. 141, no. 1, pp. 13–39, 1992, doi: 10.1007/BF00011308.
- [7] A. D. Inawali, R. B. Ojha, and S. Marahatta. «Role of Azotobacter in soil fertility and sustainability – A Review». *Adv. Plants Agric. Res.*, vol. 2, no. 6, pp. 1–5, 2015.
- [8] S. Viscardi et al.. «Assessment of plant growth promoting activities and abiotic stress tolerance of Azotobacter chroococcum strains for a potential use in sustainable agriculture». *J. soil Sci. plant Nutr.*, vol. 16, no. 3, pp. 848–863, 2016.
- [9] A. Van Dommelen and J. Vanderleyden. «Chapter 12 - Associative Nitrogen Fixation». H. Bothe, S. J. Ferguson, and W. E. B. T.B. of the N. C. Newton, Eds. Amsterdam: Elsevier, 2007, pp. 179–192.
- [10] P. Poole, V. Ramachandran, and J. Terpolilli. «Rhizobia: from saprophytes to endosymbionts». *Nat. Rev. Microbiol.*, vol. 16, no. 5, pp. 291–303, 2018, doi: 10.1038/nrmicro.2017.171.
- [11] E. E. Chaia, L. G. Wall, and K. Huss-Danell. «Life in soil by the actinorhizal root nodule endophyte Frankia. A review». *Symbiosis*, vol. 51, no. 3, pp. 201–226, 2010.
- [12] D. C. Roy, M. C. Pakhira, and S. Bera. «A review on biology, cultivation and utilization of Azolla». *Adv. Life Sci.*, vol. 5, no. 1, pp. 11–15, 2016.
- [13] B. D. Kaushik. «Developments in cyanobacterial biofertilizers». In *Proceedings of the Indian National Science Academy*, 2014, vol. 80, no. 2, pp. 379–388, doi: 10.16943/ptinsa/2014/v80i2/55115.
- [14] Smil V. «Phosphorous in the environment: natural Flows and Human Interferences». *Annu Rev Energy Env.* 2000;25(1):53–88.
- [15] Khan MS, Zaidi A, Wani PA, et al.. «Role of phosphate solubilizing microorganisms in sustainable agriculture». In *Sustainable Agriculture*. Edited by: Litfouse E. Springer; 2009:552. DOI: 10.1007/978-90-481-2666-8\_34
- [16] S. M. Kumar, G. C. Reddy, M. Phogat, and S. Korav. «Role of bio-fertilizers towards sustainable agricultural development: a review». *J. Pharmacogn. Phytochem.*, vol. 7, no. 6, pp. 1915–1921, 2018.
- [17] Zörb, C., Senbayram, M., Peiter, E., 2014. «Potassium in agriculture – status and perspectives». *J. Plant Physiol.* 171, 656–669
- [18] Sattar, A., Naveed, M., Ali, M., Zahir, Z. A., Nadeem, S. M., Yaseen, M., ... Meena, H. N. (2018). «Perspectives of potassium solubilizing microbes in sustainable food production system: A review». *Applied Soil Ecology*. doi:10.1016/j.apsoil.2018.09.012
- [19] V. S. Meena et al.. «Potassium solubilizing rhizobacteria (KSR): Isolation, identification, and K-release dynamics from waste mica». *Ecol. Eng.*, vol. 81, pp. 340–347, 2015, doi: 10.1016/j.ecoleng.2015.04.065.
- [20] M. Saha, B. R. Maurya, V. S. Meena, I. Bahadur, and A. Kumar. «Identification and characterization of potassium solubilizing bacteria (KSB) from Indo-Gangetic Plains of India». *Biocatal. Agric. Biotechnol.*, vol. 7, pp. 202–209, 2016, doi: 10.1016/j.bcab.2016.06.007.
- [21] K. Prajapati and H. A. Modi. «Growth promoting effect of potassium solubilizing Enterobacter hormaechei (KSB-8) on cucumber (Cucumis sativus) under hydroponic conditions». *Int. J. Adv. Res. Biol. Sci.*, vol. 3, no. 5, pp. 168–173, 2016.
- [22] S. Sheraz Mahdi et al.. «Bio-fertilizers in Organic Agriculture». *J. Phytol.*, vol. 2, no. 10, Dec. 2010.
- [23] Parniske, M. «Arbuscular mycorrhiza: the mother of plant root endosymbioses». *Nat. Rev. Microbiol.* 6, 763–775, 2008, doi: 10.1038/nrmicro1987
- [24] A. Berruti, E. Lumini, R. Balestrini, and V. Bianciotto. «Arbuscular Mycorrhizal Fungi as Natural Biofertilizers: Let's Benefit from Past Successes». *Frontiers in Microbiology*, vol. 6, p. 1559, 2016, doi: 10.3389/fmicb.2015.01559.
- [25] N. S. Bolan. «A critical review on the role of mycorrhizal fungi in the uptake of phosphorus by plants». *Plant Soil*, vol. 134, no. 2, pp. 189–207, 1991, doi: 10.1007/BF00012037.
- [26] I. C. Anderson and J. W. G. Cairney. «Ectomycorrhizal fungi: exploring the mycelial frontier». *FEMS Microbiol. Rev.*, vol. 31, no. 4, pp. 388–406, Jul. 2007, doi: 10.1111/j.1574-6976.2007.00073.x.
- [27] S. Perotto, M. Girlanda, and E. Martino. «Ericoid mycorrhizal fungi: some new perspectives on old acquaintances». *Plant Soil*, vol. 244, no. 1, pp. 41–53, 2002, doi: 10.1023/A:1020289401610.
- [28] K. Sathiyadash, T. Muthukumar, E. Uma, and R. R. Pandey. «Mycorrhizal association and morphology in orchids». *J. Plant Interact.*, vol. 7, no. 3, pp. 238–247, Sep. 2012, doi: 10.1080/17429145.2012.699105.
- [29] M. K. McCormick, D. Lee Taylor, K. Juhaszova, R. K. Burnett JR, D. F. Whigham, and J. P. O'Neill. «Limitations on orchid recruitment: not a simple picture». *Mol. Ecol.*, vol. 21, no. 6, pp. 1511–1523, Mar. 2012, doi: 10.1111/j.1365-294X.2012.05468.x.
- [30] S. L. Woo and O. Pepe. «Microbial Consortia: Promising Probiotics as Plant Biostimulants for Sustainable Agriculture». *Frontiers in Plant Science*, vol. 9, p. 1801, 2018.
- [31] K. Brenner, L. You, and F. H. Arnold. «Engineering microbial consortia: a new frontier in synthetic biology». *Trends Biotechnol.*, vol. 26, no. 9, pp. 483–489, Sep. 2008, doi: 10.1016/j.tibtech.2008.05.004.
- [32] K. Bradáčová, A. S. Florea, A. Bar-Tal, D. Minz, U. Yermiyahu, R. Shawahna, K. Dietel. «Microbial consortia versus single-strain inoculants: an advantage in PGPM-assisted tomato production?» *Agronomy*, 9(2), 105, 2019.
- [33] M. Schenck zu Schweinsberg-Mickan, and T. Müller. «Impact of effective microorganisms and other biofertilizers on soil microbial characteristics, organic-matter decomposition, and plant growth.» *Z. Pflanzenernähr. Boden.*, 172: 704-712, 2009, doi:10.1002/jpln.200800021
- [34] J. Mayer, S. Scheid, F. Widmer, A. Fließbach, H.R. Oberholzer «How effective are 'Effective microorganisms® (EM)'?» Results from a field study in temperate climate. *Applied Soil Ecology*, 46 (2): 230–239, 2010, https://doi.org/10.1016/j.apsoil.2010.08.007.
- [35] A. F.C. Golec, P. González Pérez, and I. Chinmay «Effective microorganisms: myth or reality?» *Revista Peruana de Biología* 14.2 315–319, 2007.
- [36] G. Colla and Y. Rouphael. «Preface». In *Biostimolanti per un'agricoltura sostenibile. Cosa sono, come agiscono e modalità di utilizzo*, 2019.
- [37] I. Ortas. «Field trials on mycorrhizal inoculation in the eastern mediterranean horticultural region». In *Mycorrhiza works: Proceedings of the International Symposium Mycorrhiza for Plant Vitality and the Joint Meeting for Working Groups 1–4 of COST Action 870*, Hannover, Germany, 3-5 October, 2007, 2008, pp. 56–77.
- [38] D. V Pathak, M. Kumar, and K. Rani. «Biofertilizer Application in Horticultural Crops». In *BT – Microorganisms for Green Revolution: Volume 1: Microbes for Sustainable Crop Production*, D. G. Panpatte, Y. K. Jhala, R. V Vyas, and H. N. Shelat, Eds. Singapore: Springer Singapore, 2017, pp. 215–227.
- [39] S. D. Sharma, P. Kumar, S. K. Bhardwaj, and S. K. Yadav. «Screening and selecting novel AM fungi and Azotobacter strain for inoculating apple under soil solarization and chemical disinfection with mulch practices for sustainable nursery management». *Sci. Hortic. (Amsterdam)*, vol. 130, no. 1, pp. 164–174, 2011, doi: 10.1016/j.scienta.2011.06.032



- [40] S. Symanczik, M. Gisler, C. Thonar, K. Schlaeppli, M. Van der Heijden, A. Kahmen, P. Mäder. Application of Mycorrhiza and Soil from a Permaculture System Improved Phosphorus Acquisition in Naranjilla. *Frontiers in Plant Science*, 8(1263), 2017, doi:10.3389/fpls.2017.01263
- [41] S. El Kinany, E. Achbani, M. Faggroud, L. Ouahmane, R. El Hilali, A. Haggoud, & R. Bouamri. Effect of organic fertilizer and commercial arbuscular mycorrhizal fungi on the growth of micro-propagated date palm cv. Feggouss. *Journal of the Saudi Society of Agricultural Sciences*, 18(4), 411–417, 2019.
- [42] M. Anli, S. Symanczik, A. El Abbassi, M. Ait-El-Mokhtar, A. Boutasknit, R. Ben-Laouane, A. Meddich, A.. «Use of arbuscular mycorrhizal fungus *Rhizoglyphus irregularis* and compost to improve growth and physiological responses of Phoenix dactylifera 'Boufouguss'». *Plant Biosystems – An International Journal Dealing with all Aspects of Plant Biology*, 2020, 1–9. doi:10.1080/11263504.2020.1779848
- [43] M. A. Wani, I. T. Nazki, A. Din, S. A. Iqbal, S. A. Wani, and F. U. Khan. «Floriculture sustainability initiative: The dawn of new era». In *Sustainable Agriculture Reviews* 27, Springer, 2018, pp. 91–127.
- [44] K. Mukesh, S. K. Sharma, S. Sultan, D. S. Dahiya, S. Mohammed, and V. P. Singh. «Effect of farm yard manure and different biofertilizers on yield and nutrients content of marigold cv. Pusa Narang». *Haryana J. Hortic. Sci.*, vol. 35, no. 3/4, pp. 256–257, 2006.
- [45] F. U. Khan, M. A. Siddique, F. A. Khan, and I. T. Nazki. «Effect of biofertilizers on growth, flower quality and bulb yield in tulip (*Tulipa gesneriana*)». *Indian J. Agric. Sci.*, vol. 79, no. 4, pp. 248–251, 2009.
- [46] I. Weissenhorn and C. R. Külling. «Real case applications of commercial mycorrhiza products in the Netherlands: 'Prove us that mycorrhiza works and we will use it'». In *Mycorrhiza works: Proceedings of the International Symposium Mycorrhiza for Plant Vitality and the Joint Meeting for Working Groups 1–4 of COST Action 870*, Hannover, Germany, 3–5 October, 2007, 2008, p. 17.
- [47] S. Zimmer, M. Messmer, T. Haase, H.-P., Piepho, A. Mindermann, H. Schulz, J. Heß. «Effects of soybean variety and Bradyrhizobium strains on yield, protein content and biological nitrogen fixation under cool growing conditions in Germany». *European Journal of Agronomy*, 72, 38–46, 2016.
- [48] K. Mohammadi and Y. Sohrabi. «Bacterial biofertilizers for sustainable crop production: a review». *Asian Res. Publ. Netw.*, vol. 7, no. 5, pp. 307–316, 2012.
- [49] S. P. Wani. «Inoculation with associative nitrogen-fixing bacteria: Role in cereal grain production improvement». *Indian J. Microbiol.*, vol. 30, no. 4, pp. 363–393, 1990.
- [50] A. A. Belimov, A. P. Kojemiakov, and C. nV Chuvartliyeva. «Interaction between barley and mixed cultures of nitrogen fixing and phosphate-solubilizing bacteria». *Plant Soil*, vol. 173, no. 1, pp. 29–37, 1995.
- [51] N. Mathimaran, J. Sekar, T.M.Nanjundegowda, P. V. Ramalingam, Y. Perisamy, K.Raju, K., . . . S. Ayappa. «Intercropping transplanted pigeon pea with finger millet: Arbuscular mycorrhizal fungi and plant growth promoting rhizobacteria boost yield while reducing fertilizer input». *Frontiers in Sustainable Food Systems*, 4, 88, 2020.
- [52] P. Mäder, F. Kaiser, A. Adholeya, R. Singh, H.S. Uppal, A. K. Sharma, . . . P. M. Fried. «Inoculation of root microorganisms for sustainable wheat-rice and wheat-black gram rotations in India.» *Soil Biology and Biochemistry*, 43(3), 609–619, 2011, doi:http://dx.doi.org/10.1016/j.soilbio.2010.11.031
- [53] K. Turnau, & K. Haselwandter. «Arbuscular mycorrhizal fungi, an essential component of soil microflora in ecosystem restoration.» *Mycorrhizal technology in agriculture* (pp. 137–149): Springer, 2002.
- [54] P. Jeffries, A., Craven-Griffiths, J.M., Barea, Y. Levy, & J.C. Dodd. «Application of arbuscular mycorrhizal fungi in the revegetation of desertified Mediterranean ecosystems.» *Mycorrhizal technology in agriculture* (pp. 151–174): Springer, 2002
- [55] F. Wang. «Occurrence of arbuscular mycorrhizal fungi in mining-impacted sites and their contribution to ecological restoration: Mechanisms and applications.» *Critical Reviews in Environmental Science and Technology*, 47(20), 1901–1957, 2017.
- [56] L. Schütz et al.. «Improving Crop Yield and Nutrient Use Efficiency via Biofertilization – A Global Meta-analysis». *Frontiers in Plant Science*, vol. 8. p. 2204, 2018, doi: doi.org/10.3389/fpls.2017.02204.
- [57] I. Romano, V. Ventorino, and O. Pepe. «Effectiveness of Plant Beneficial Microbes: Overview of the Methodological Approaches for the Assessment of Root Colonization and Persistence». *Frontiers in Plant Science*, vol. 11. p. 6, 2020, doi: 10.3389/fpls.2020.00006.
- [58] Y. Bashan, L. E. de-Bashan, S. R. Prabhu, and J.-P. Hernandez. «Advances in plant growth-promoting bacterial inoculant technology: formulations and practical perspectives (1998–2013)». *Plant Soil*, vol. 378, no. 1, pp. 1–33, 2014, doi: 10.1007/s11104-013-1956-x.
- [59] N. K. Arora, E. Khare, and D. K. Maheshwari. «Plant Growth Promoting Rhizobacteria: Constraints in Bioformulation, Commercialization, and Future Strategies». In *Plant Growth and Health Promoting Bacteria*, D. K. Maheshwari, Ed. Berlin, Heidelberg: Springer Berlin Heidelberg, 2010, pp. 97–116.
- [60] E. Malusá, L. Sas-Paszt, and J. Ciesielska. «Technologies for Beneficial Microorganisms Inocula Used as Biofertilizers». *Sci. World J.*, vol. 2012, p. 491206, 2012, doi: 10.1100/2012/491206.
- [61] T. Mahanty et al.. «Biofertilizers: a potential approach for sustainable agriculture developments». *Environ. Sci. Pollut. Res.*, vol. 24, pp. 3315–3335, 2017, doi: 10.1007/s11356-016-8104-0.
- [62] C. A. Morgan, N. Herman, P. A. White, and G. Vesey. «Preservation of micro-organisms by drying: A review». *J. Microbiol. Methods*, vol. 66, no. 2, pp. 183–193, 2006, doi: 10.1016/j.mimet.2006.02.017.
- [63] Hegde, S.V. «Liquid bio-fertilizers in Indian agriculture». *Bio-fertilizer news letter*, pp.17-22 ,2008.
- [64] L. Corkidi et al.. «Assessing the infectivity of commercial mycorrhizal inoculants in plant nursery conditions». *J. Environ. Hortic.*, vol. 22, no. 3, pp. 149–154, Sep. 2004, doi: 10.24266/0738-2898-22.3.149.
- [65] L. Xu and G. Danny. «Developing biostimulants from agro-food and industrial by-products.» *Front. Plant Sci.*, vol. 9, p. 1567, 2018, doi: 10.3389/fpls.2018.01567.
- [66] M. Lori, S. Symanczik, P. Mäder, G. De Deyn, and A. Gättinger. «Organic farming enhances soil microbial abundance and activity – A meta-analysis and meta-regression». *PLoS One*, vol. 12, no. 7, p. e0180442, Jul. 2017.
- [67] J.G. Fuchs. «Composting process management and compost benefits for soil fertility and plants.» *Acta Horticulturae*. 1164., 195–202, 2017.
- [68] T. Oberhaensli, V. Hofer, L. Tamm, J.G Fuchs, M. Koller, J. Herforth-Rahmé, M. Maurhofer, B. Thuerig. «Aeromonas media in compost amendments contributes to suppression of *Pythium ultimum* in cress.» *Acta Horticulturae*. 1164., 353-360, 2017.
- [69] N. Moradtalab, F. Freytag, S. Wanke, G. Neumann. *Proceedings of the 18th International Plant Nutrition Colloquium 2017*, Copenhagen, Denmark. 175–176, 2017.

## Imprint

### Publisher

Forschungsinstitut für biologischen Landbau FiBL  
Ackerstrasse 113 , Postfach 219, CH-5070 Frick  
Tel. 062 865 72 72, Fax -73, info.suisse@fibl.org, www.fibl.org

**Authors:** Sarah Symanczik (FiBL), Paul Mäder (FiBL), Ida Romano (FiBL, University Neapel Federico II)

**Review:** Bernhard Speiser (FiBL), Günther Neumann (Universität Hohenheim)

**Editor:** Vanessa Gabel (FiBL) **Layout:** Brigitta Maurer (FiBL)

**Photos:** Sarah Symanczik (FiBL) p.3(3), 4(1,2), 5(1,2) Monika Messmer (FiBL) p.3 (1,2), Jacques Fuchs (FiBL) p.9, Günter Neumann (Universität Hohenheim) p.7, Christine Arnken (FiBL) p.6, Andreas Basler (FiBL) p.5., Ida Romano (FiBL, University Neapel Federico II) p.2, Dominika Kundel (FiBL) p.10

**FiBL-Order. No.** 1121 **ISBN:** PDF: 978-3-03736-373-7

The factsheet is available for free download at shop.fibl.org

© FiBL, 2020